

OVERVIEW

PMB3600RM is an outstanding ocean buoy offering more than 6000kg reserve buoyancy making it an ideal platform for additional payloads such as meteorological and data acquisition equipment. Consisting of 4 piece virgin MDPE, UV stable float sections filled with closed cell, water resistant polyurethane foam built around an integral steel core incorporating both 2 x lifting and mooring eyes for optimum strength and reliability. The Modular superstructure is manufactured from 'twin skin' design virgin, UV stabilized MDPE offering strength and lightweight characteristics. The 'flat' base of the buoy makes it easy to handle and store both on land and on deck prior to installation and the modular, flexible design is adaptable to a wide range of Navigation Lights, Day/Top marks and solar panels etc.

The standard range is augmented by bespoke products meeting your exact specifications or specialist needs. The flat base design of all products in the range ensures buoys stay upright in low-tide situations, are easily stored on vessel deck prior to installation and the galvanized steel core ensures absolute stability in rough seas and product integrity.

The buoys are built to last in extreme conditions. Even if the skin is punctured, the close cell foam filled polyethylene hull sections negate water absorption and keep it fully operational. This makes the range especially good for housing and protecting technical equipment such as monitoring technology.

The range has been designed for ease of installation and transportation. They can be shipped in sections and assembled or disassembled quickly on-site.

The design of our Rotationally Moulded Polyethylene Buoys is meant to give customers the best of both worlds. They are lighter than steel, provide excellent performance, longevity and cost less. Maintenance is easy and a lower overall cost and a wide range of competitively priced accessories are available.

KEY FEATURES

- Four Piece Float Section
- Excellent Stability
- High Visibility MDPE super structure
- Does not require painting
- Low maintenance
- Modular system
- Wide range of navigation lights accepted
- Each section can be colored to suit IALA specifications

OPTIONAL FEATURES

- Mould in Graphics
- Day marks
- Racon
- Monitoring Systems (AIS, GSM, GPS)
- Solar panels, Batteries

PHYSICAL SPECIFICATIONS

Diameter (mm / inches)	3600 / 141 ^{3/4} "
Overall Weight (kg / lbs)	2300 / 5070
Adjustable Ballast (kg / lbs)	1000 / 2205
Overall Height (mm / inches)	7800 / 307 ^{1/16} "
Maximum Focal Plane Height (mm / inches)	5500 / 216 ^{9/16} "
Nominal Freeboard (mm / inches)	645 / 25 ^{3/8} "
Nominal Draft (mm / inches)	1455 / 57 ^{5/16} "
Minimum Freeboard (mm / inches)	400 / 15 ^{3/4} "
Maximum Draft (mm / inches)	1700 / 66 ^{15/16} "
Gross Buoyancy (kg / lbs)	9680 / 21340
Reserve Buoyancy (kg / lbs)	6380 / 14065
Submergence (kg / cm, lbs/inch)	102.0 / 571.2
Visual Area (Without Day mark) (m ² / ft ²)	6.52 / 70.16
Visual Area (With Day mark - CAN Shape) (m ² / ft ²)	8.26 / 88.88
Visual Area (With Day mark - CON Shape) (m ² / ft ²)	7.98 / 85.86
Minimum Mooring Weight (kg / lbs)	400 / 882
Maximum Mooring Weight (kg / lbs) (To Maintain Minimum Freeboard)	2430 / 5357

CONSTRUCTION

Float	Rotationally moulded UV stabilized virgin polyethylene, MDPE, 11mm thick filled with closed cell polyurethane foam.
Super structure material	Rotationally moulded twin skin design MDPE, virgin polyethylene 9mm thick
Integrated, mooring/lifting steel core	Galvanized Steel
Radar Reflector	Echomax
Colours	As specified per IALA recommendations

SUGGESTED MOORING

Current speed up to 2 knots

Water Depth (m)	Chain Length (m)	Chain Size (mm)
10 - 30		44
31 - 50		38
51 - 80	2x Water Depth	32
81 - 100		28

Current speed 2 - 4 knots

Water Depth (m)	Chain Length (m)	Chain Size (mm)
10 - 30		44
31 - 50		38
51 - 80	2.5x Water Depth	32
81 - 100		28

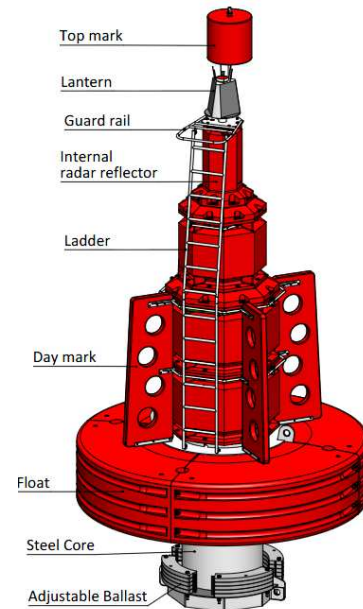
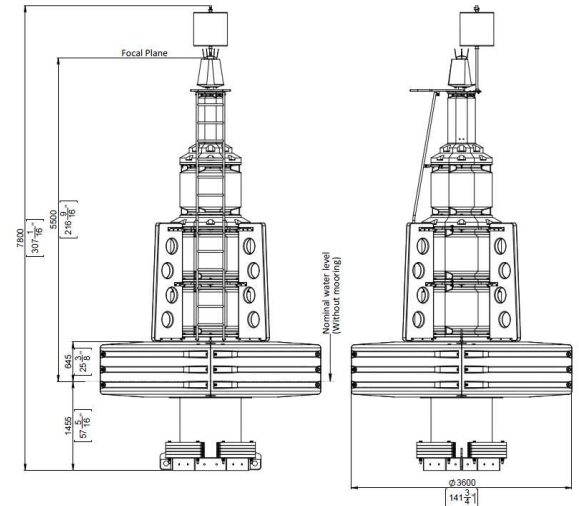
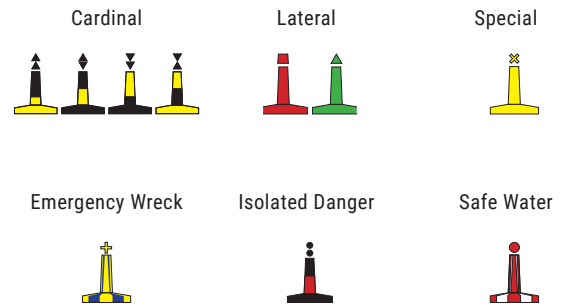
Current speed 4 - 6 knots

Water Depth (m)	Chain Length (m)	Chain Size (mm)
10 - 30		44
31 - 50		38
51 - 60	3x Water Depth	32

Sinker Weight

Material	Weight (kg)
Concrete	2400 kg - 7000 kg
Cast Iron	1600 kg - 4700 kg

BUOY CONFIGURATIONS



Note :

- Wind speed considered maximum 50 knots
- When ordering mooring specify the site conditions
- Shallow water installation may require heavier chain that suggested for required Stability, depending upon site conditions
- Please note that this is a guide only as the mooring arrangement is an integral part of the system which affect the overall performance and reliability of the buoy



*All values are subject to change without notice.

Pharos Marine Automatic Power, Inc.
Houston, TX - USA
sales@automaticpower.com
Phone: +1-713-228-5208

Pharos Marine Automatic Power
Gray, LA - USA
rleblanc@automaticpower.com
Phone: +1-985-223-8700

Pharos Marine Automatic Power, Ltd.
London, UK
sales@pharosmarine.com
Phone: +44-20-8538-

AB Pharos Marine Pte.
Singapore
sales@pharos-api.com
Phone: +65-6747-9325